

SKI CATALOG

2019/20

Always Good Times



elan

BLACK EDITION

STATE OF THE ART INNOVATION
MEETS PREMIUM DESIGN.

Elan Black Edition, where premium style, design and performance meet. The exclusive offering is available in every category: Amphibio, Ripstick, & W Studio. The special edition design features a sleek timeless black style with a state-of-the-art carbon construction, sure to stand out on lifts and ski racks with distinction.



PORSCHE DESIGN
ELAN AMPHIBIO



RIPSTICK 96
BLACK EDITION



RIPSTICK 106
BLACK EDITION



INSOMNIA
BLACK EDITION



W STUDIO TEAM

An incredible power lies in women who succeed to be mothers, sisters, friends, partners, and leaders; and who at the same time always find time for their passions and hobbies.

Having fun on the snow is one of the greatest outlets a female can have, it evokes a passion - and for the last 15 years it is what has inspired us here at W Studio to create and enhance skis that reflect your needs and wishes.

We desire to bring together laughter and energy in the mountains regardless of your skiing ability. Skiing is the freedom of expression, the energy of community and the moment to have the time of your life.



We rule

**FULLY
COMPLETE
COLLECTION**

ALL MOUNTAIN

FREERIDE

ADVENTURE

ALL MOUNTAIN AMPHIBIO



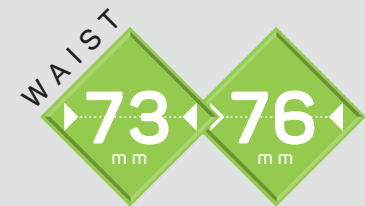
AMPHIBIO COLLECTION

Effortless and efficient turn dynamics delivering unmatched power and performance on piste.

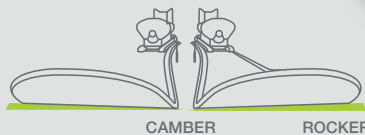
The 2019/2020 Amphibio series marks a new era for the ever-evolving, always-innovative all-mountain ski collection. The highly versatile, dynamic and maneuverable skis are designed for the best among all-mountain skiers. Known for their high performance from an asymmetrical Amphibio profile, the series takes it to the next level with Amphibio Truline Technology for the perfect turn while the new Fusion X binding system provides a smooth, free flex performance. The Amphibio series compromises nothing and promises everything you need to be the king of the slopes.



Amphibio Truline elevates the asymmetrical ski design to the next dimension by strategically locating materials over the edges of the skis. Structural material is placed over the full length of the inside ski edge, providing more stability to power the turn- while less material is applied over the outside edge, resulting in a smooth and easy perfect turn.



**AMPHIBIO TRULINE
TECHNOLOGY**
FOR OPTIMAL TIP TO
TAIL EDGE PRESSURE



AMPHIBIO PROFILE
EASY TURNING
& EDGE GRIP
EDGE CONTACT

A M P H I B I O

ALL MOUNTAIN
WINGMAN



WINGMAN COLLECTION

Feel the freedom of open terrain and get ready to explore, Wingman has your back. It's not always about the conditions, it's about maximizing the good times.

The Wingman series fuses Elan's award-winning technologies with a fresh take on all-mountain skiing. Built to enhance the energy of the all-mountain skier in any condition and terrain, the Wingman always has your back. As the closest bridge to the Ripstick collection, the Wingman is built with the next evolution of Elan's modern asymmetrical ski design, Amphibio Tech with Truline influencing the profile and construction of dedicated right and left skis to make the perfect turn.



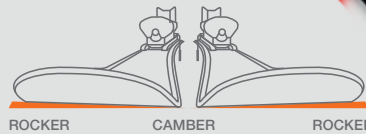
Amphibio Truline elevates the asymmetrical ski design to the next dimension by strategically locating materials over the edges of the skis. Structural material is placed over the full length of the inside ski edge, providing more stability to power the turn- while less material is applied over the outside edge, resulting in a smooth and easy perfect turn.



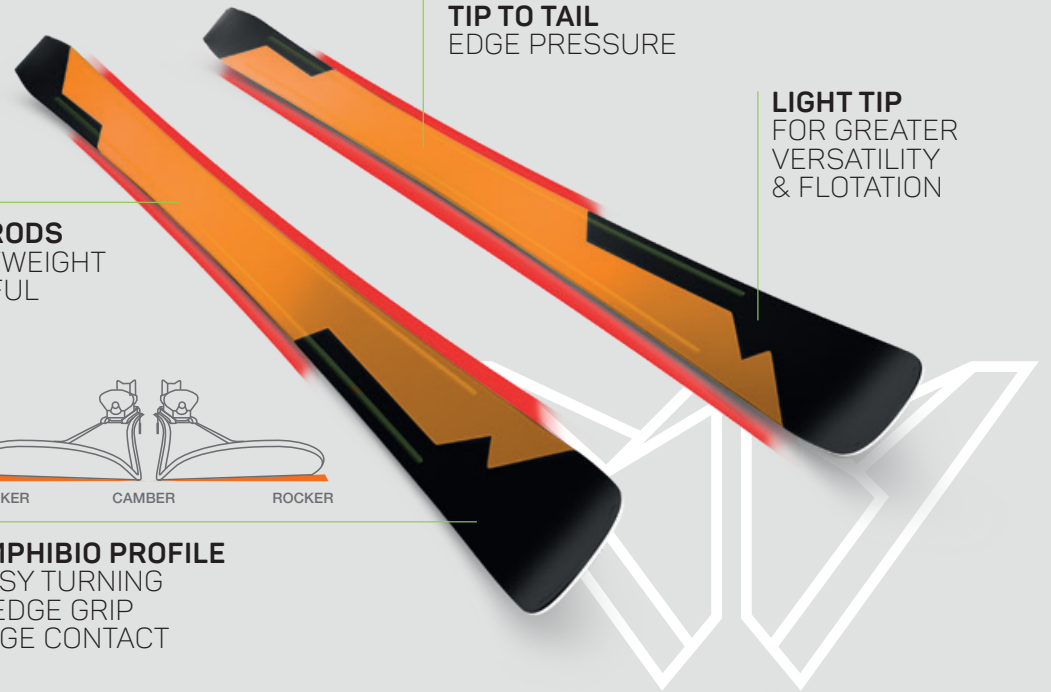
**OPTIMAL
TIP TO TAIL
EDGE PRESSURE**

**LIGHT TIP
FOR GREATER
VERSATILITY
& FLOTATION**

CARBON RODS
FOR LIGHTWEIGHT
& POWERFUL
REBOUND



AMPHIBIO PROFILE
EASY TURNING
& EDGE GRIP
EDGE CONTACT



W I N G M A N

FREERIDE RIPSTICK



TNT TECHNOLOGY

Confidence building performance for any situation on the mountain

Elan's TNT technology is a unique and innovative combination of a TubeLite Woodcore, featuring tip-to-tail carbon tubes, Vapor Tip inserts, and advanced composites that are integrated into the tip of the ski's woodcore.



TNT TECHNOLOGY
Strength, stability, responsiveness.

VAPOR TIP INSERTS
Smooth ride without added weight.

TUBELITE WOODCORE
Strength, stability, responsiveness.

AMPHIBIO PROFILE
Extreme maneuverability and amazing edge grip.

ADVENTURE
IBEX




BRIDGE TECHNOLOGY

Uphill efficiency meets power and performance


Bridge technology reduces weight and provides torsional stability and unparalleled power transfer to the edges. Innovative and unique 3D shape improves snow shedding and the wood core profile is reinforced with Vapor Tip inserts for smooth ride and further weight reduction.

BRIDGE
TECHNOLOGY



ELAN ION BINDINGS & CRAMPONS (Powered by G3)

High performance in a proven platform, Simple & intuitive, Reliable & durable




CYA PLATE

Assures secure mounting of binding to the ski.




VAPOR INSERTS

Smooth ride without added weight.



TUBELITE WOODCORE

Strength, stability, responsiveness



CARBON POWER SHELL

Torsional stability, power transfer, extreme light weight.

BLACK EDITION



PORSCHE DESIGN ELAN AMPHIBIO Fusion X

CODE_ ABHEXD19

PROFILE_ Amphibio

TECHNOLOGY_ TruLine Technology, RST Sidewall, Laminated Woodcore, Carbon, Dual Ti

GEOMETRY_ 121/73/104

LENGTH RADIUS_ 160(13.3), 166(14.5), 172(15.7), 178(17.0)

SYSTEM/PLATE_ Fusion X + Carbon Plate

BINDING_ EMX 12.0 GW Fusion X BLK/MET



RIPSTICK 106 BLACK EDITION

CODE_ ADAFJN19

PROFILE_ Amphibio

TECHNOLOGY_ TNT technology, SST Sidewall, TubeLite Woodcore, VaporTip, Carbon

GEOMETRY_ 140/106/122

LENGTH RADIUS_ 167(15.8), 174(17.0), 181(18.1), 188(20.4)

WEIGHT_ 1799 +/- 50 (181)

SYSTEM/PLATE_ Flat

RECOMMENDED BINDING_ ATTACK2 13 AT W_0 BRAKE



RIPSTICK 96 BLACK EDITION

CODE_ ADDEFB18

PROFILE_ Amphibio

TECHNOLOGY_ TNT technology, SST Sidewall, TubeLite Woodcore, VaporTip, Carbon

GEOMETRY_ 134/96/113

LENGTH RADIUS_ 167 (14.9), 174 (16.2), 181 (18.0), 188 (19.5)

WEIGHT_ 1550 +/-50 (181)

SYSTEM/PLATE_ Flat

RECOMMENDED BINDING_ ATTACK2 13 AT W_0 BRAKE



INSOMNIA BLACK EDITION Fusion X

CODE_ ACCFJJ19

PROFILE_ Amphibio

TECHNOLOGY_ TruLine Technology, RST Sidewall, Laminated Woodcore, Mono Ti

GEOMETRY_ 121/73/104

LENGTH RADIUS_ 146(11.3), 152(12.2), 158(13.3), 164(14.5), 170(15.7)

SYSTEM/PLATE_ Power Shift

BINDING_ ELX 11.0 SHIFT GW BLK



AMPHIBIO 18 TI2 Fusion X

CODE_ ABHEUE19

PROFILE_ Amphibio

TECHNOLOGY_ TruLine Technology, RST Sidewall, Laminated Woodcore, Dual Ti

GEOMETRY_ 121/73/104

LENGTH RADIUS_ 160(13.3), 166(14.5), 172(15.7), 178(17.0)

SYSTEM/PLATE_ Fusion X

BINDING_ EMX 12.0 GW Fusion X BLK/GRN



AMPHIBIO 16 TI Fusion X

CODE_ ABIEUH19

PROFILE_ Amphibio

TECHNOLOGY_ TruLine Technology, RST Sidewall, Laminated Woodcore, Mono Ti

GEOMETRY_ 121/73/104

LENGTH RADIUS_ 160(13.3), 166(14.5), 172(15.7), 178(17.0)

SYSTEM/PLATE_ Fusion X

BINDING_ EMX 12.0 GW Fusion X BLK/ORG



AMPHIBIO 14 TI Fusion X

CODE_ ABJFEV19

PROFILE_ Amphibio

TECHNOLOGY_ TruLine Technology, RST Sidewall, PowerShell, Power Woodcore, Mono Ti

GEOMETRY_ 125/76/104

LENGTH RADIUS_ 152(11.6), 160(13.0), 168(14.6), 176(16.2)

SYSTEM/PLATE_ Fusion X

BINDING_ EMX 11.0 GW Fusion X BLK/ORG

ALL MOUNTAIN AMPHIBIO



ALL MOUNTAIN WINGMAN



WINGMAN 86 CTI
Flat

CODE_ ABAEVX19

PROFILE_ Amphibio

TECHNOLOGY_ TruLine Technology, SST Sidewall, Tubelite Woodcore, Carbon Rods, MonoTi

GEOMETRY_ 130/86/115

LENGTH RADIUS_ 160(13.8), 166(14.7), 172(15.6), 178(16.5), 184(17.4)

SYSTEM/PLATE_ Flat

RECOMMENDED BINDING_ Attack2 13 AT W_0 Brake



WINGMAN 86 TI
Flat

CODE_ ABDFL19

PROFILE_ Amphibio

TECHNOLOGY_ TruLine Technology, SST Sidewall, Tubelite Woodcore, Carbon Rods, MonoTi

GEOMETRY_ 130/86/115

LENGTH RADIUS_ 160(13.8), 166(14.7), 172(15.6), 178(16.5), 184(17.4)

SYSTEM/PLATE_ Flat

RECOMMENDED BINDING_ ATTACK2 13 AT W_0 Brake



WINGMAN 82 CTI
Flat

CODE_ ABBEWD19

PROFILE_ Amphibio

TECHNOLOGY_ TruLine Technology, SST Sidewall, Carbon Rods, TubeLite Woodcore, Mono Ti

GEOMETRY_ 129/82/112

LENGTH RADIUS_ 160(12.0), 166(13.1), 172(14.3), 178(15.5), 184(16.7)

SYSTEM/PLATE_ Flat

RECOMMENDED BINDING_ ATTACK2 13 AT W_0 Brake



WINGMAN 82 TI Flat

CODE_ ABFEWK19

PROFILE_ Amphibio

TECHNOLOGY_ TruLine Technology, SST Sidewall, Laminated Woodcore, Mono Ti

GEOMETRY_ 129/82/112

LENGTH RADIUS_ 160(12.0), 166(13.1), 172(14.3), 178(15.5), 184(16.7)

SYSTEM/PLATE_ Flat

RECOMMENDED BINDING_ ATTACK2 13 AT W_0 Brake



WINGMAN 78 TI Power Shift

CODE_ ABGFHW19

PROFILE_ Amphibio

TECHNOLOGY_ TruLine Technology, SST Sidewall, PowerShell, Power Woodcore, Mono Ti

GEOMETRY_ 125/78/104

LENGTH RADIUS_ 152(11.6), 160(13.0), 168(14.6), 176(16.2)

SYSTEM/PLATE_ Power Shift

BINDING_ ELS 11.0 SHIFT GW BLACK



WINGMAN 78 C Power Shift

CODE_ ABGFLB19

PROFILE_ Amphibio


TECHNOLOGY_ TruLine Technology, SST Sidewall, PowerShell, Power Woodcore, Carbon

GEOMETRY_ 125/78/104

LENGTH RADIUS_ 152(11.6), 160(13.0), 168(14.6), 176(16.2)

SYSTEM/PLATE_ Power Shift

BINDING_ EL 10.0 SHIFT GW BLK/GRN



FREERIDE RIPSTICK



RIPSTICK 116

CODE_ AD0DXF18

PROFILE_ Amphibio

TECHNOLOGY_ TNT Technology, SST Sidewall, TubeLite Woodcore, VaporTip, Fibreglass

GEOMETRY_ 143/116/132

LENGTH RADIUS_ 185(20.3), 193(22.9)

WEIGHT_ 1900 +/-50 (185)

SYSTEM/PLATE_ Flat

RECOMMENDED BINDING_ ATTACK2 18 (X) AT W_0 BRAKE



RIPSTICK 106

CODE_ AD0DXL18

PROFILE_ Amphibio

TECHNOLOGY_ TNT Technology, SST Sidewall, TubeLite Woodcore, VaporTip, Fibreglass

GEOMETRY_ 140/106/122

LENGTH RADIUS_ 167(15.8), 174(17.0), 181(18.1), 188(20.4)

WEIGHT_ 1830 +/-50 (181)

SYSTEM/PLATE_ Flat

RECOMMENDED BINDING_ ATTACK2 13 AT W_0 BRAKE



RIPSTICK 96

CODE_ AD1DXG18

PROFILE_ Amphibio

TECHNOLOGY_ TNT Technology, SST Sidewall, TubeLite Woodcore, VaporTip, Fibreglass

GEOMETRY_ 134/96/113

LENGTH RADIUS_ 167(14.9), 174(16.2), 181(18.0), 188(19.5)

WEIGHT_ 1610 +/-50 (181)

SYSTEM/PLATE_ Flat

RECOMMENDED BINDING_ ATTACK2 13 AT W_0 BRAKE



RIPSTICK 88

CODE_ AD1DXG18

PROFILE_ Amphibio

TECHNOLOGY_ TNT Technology, SST Sidewall, TubeLite Woodcore, VaporTip, Fibreglass

GEOMETRY_ 130/88/105

LENGTH RADIUS_ 151(13.0), 158(13.7), 165(14.2), 172(15.4), 179(17.0), 186(18.9)

WEIGHT_ 1830 +/-50 (181)

SYSTEM/PLATE_ Flat

RECOMMENDED BINDING_ ATTACK2 11 GW W_0 BRAKE



RIPSTICK 102 W

CODE_ ADEDXY18

PROFILE_ Amphibio

TECHNOLOGY_ TNT Technology, SST Sidewall, TubeLite Woodcore, VaporTip, Fibreglass

GEOMETRY_ 143/102/120

LENGTH RADIUS_ 156(15.0), 163(15.8), 170(17.0), 177(18.1)

WEIGHT_ 1730g +/- 50g (170)

SYSTEM/PLATE_ Flat

RECOMMENDED BINDING_ ATTACK2 13 AT W_0 BRAKE



RIPSTICK 94 W

CODE_ AD1DYC18

PROFILE_ Amphibio

TECHNOLOGY_ TNT Technology, SST Sidewall, TubeLite Woodcore, VaporTip, Fibreglass

GEOMETRY_ 135/94/110

LENGTH RADIUS_ 156(14.0), 163(15.0), 170(16.2), 177(18.0)

WEIGHT_ 1560g +/- 50g (170)

SYSTEM/PLATE_ Flat

RECOMMENDED BINDING_ ATTACK2 11 GW W_0 BRAKE



RIPSTICK 88 W

CODE_ ADGEUX19

PROFILE_ Mountain Rocker

TECHNOLOGY_ TNT Technology, SST Sidewall, TubeLite Woodcore, VaporTip, Fibreglass

GEOMETRY_ 130/88/105

LENGTH RADIUS_ 149(13.0), 156(13.7), 163(14.2), 170(15.4), 177(17.0)

WEIGHT_ 1460 +/- 50 (166)

SYSTEM/PLATE_ Flat

RECOMMENDED BINDING_ ATTACK2 11 GW W_0 BRAKE



RIPSTICK 116 SKINS

CODE_ DTS81618185

LENGTHS_ 185, 193

MATERIAL_ Mohair/nylon 65% - 35%

ADHESION_ Glue

TYPE_ Pre-cut skin

FIXATION TIP_ Metal bracket

FIXATION TALL_ Tail Clip

SKIN WEIGHT_ 560g (185)

SKI MODEL_ Ripstick 116

RIPSTICK 106 SKINS

CODE_ DTS81418

LENGTHS_ 156, 167, 174, 181, 188

MATERIAL_ Mohair/nylon 65% - 35%

ADHESION_ Glue

TYPE_ Pre-cut skin

FIXATION TIP_ Metal bracket

FIXATION TALL_ Tail Clip

SKIN WEIGHT_ 460g (156)

SKI MODEL_ Ripstick 106, Ripstick 102 W

RIPSTICK 96 SKINS

CODE_ DTS72217

LENGTHS_ 156, 167, 174, 181, 188

MATERIAL_ Mohair/nylon 65% - 35%

ADHESION_ Glue

TYPE_ Pre-cut skin

FIXATION TIP_ Metal bracket

FIXATION TALL_ Tail Clip

SKIN WEIGHT_ 400g (156)

SKI MODEL_ Ripstick 96, Ripstick 94 W

RIPSTICK 88 SKINS

CODE_ DTS92019

LENGTHS_ 151, 158, 165, 172, 179, 186

MATERIAL_ Mohair/nylon 65% - 35%

ADHESION_ Glue

TYPE_ Pre-cut skin

FIXATION TIP_ Metal bracket

FIXATION TALL_ Tail Clip

SKIN WEIGHT_ 460g (158)

SKI MODEL_ Ripstick 88, Ripstick 88 W

W STUDIO FREERIDE



ADVENTURE IBEX



IBEX 94 CARBON XLT

CODE_ ADJEU19

PROFILE_ Mountain Rocker

TECHNOLOGY_ Bridge Technology, TubeLite Woodcore, Carbon Rods, Vapor Inserts, CYA Plate, Carbon Power

GEOMETRY_ 130/94/111

LENGTH RADIUS_ 163(18.9), 170(20.1), 177(21.2), 184(22.7)

SYSTEM/PLATE_ Flat

WEIGHTS_ 1360g +/- 50g (170)

RECOMMENDED BINDING_ ION 12 Demo BLK



IBEX 94 CARBON

CODE_ ADKEUD19

PROFILE_ Mountain Rocker

TECHNOLOGY_ Bridge Technology, TubeLite Woodcore, Vapor Inserts, CYA Plate, Fibreglass

GEOMETRY_ 130/94/111

LENGTH RADIUS_ 163(18.9), 170(20.1), 177(21.2), 184(22.7)

SYSTEM/PLATE_ Flat

WEIGHTS_ 1390g +/- 50g (170)

RECOMMENDED BINDING_ ION 12 Demo BLK



IBEX 84 CARBON XLT

CODE_ ADJEU19

PROFILE_ Mountain Rocker

TECHNOLOGY_ Bridge Technology, TubeLite Woodcore, Carbon Rods, Vapor Inserts, CYA Plate, Carbon Power Shell

GEOMETRY_ 120/84/105

LENGTH RADIUS_ 149(16.0/15.0), 156(17.0/16.0), 163(18.0/17.0), 170(19.0/18.0), 177(20.0/19.0)

SYSTEM/PLATE_ Flat

WEIGHTS_ 1210g +/- 50g (170)

RECOMMENDED BINDING_ ION 12 Demo BLK



IBEX 84 CARBON

CODE_ ADMEUN19

PROFILE_ Mountain Rocker

TECHNOLOGY_ Bridge Technology, TubeLite Woodcore, Carbon Rods, Vapor Inserts, CYA Plate, Fibreglass

GEOMETRY_ 120/84/105

LENGTH RADIUS_ 149(16.0/15.0), 156(17.0/16.0), 163(18.0/17.0), 170(19.0/18.0), 177(20.0/19.0)

SYSTEM/PLATE_ Flat

WEIGHTS_ 1270g +/- 50g (170)

RECOMMENDED BINDING_ ION 12 Demo BLK



IBEX 84 W CARBON

CODE_ ADMFJH19

PROFILE_ Mountain Rocker

TECHNOLOGY_ Bridge Technology, TubeLite Woodcore, Carbon Rods, Vapor Inserts, CYA Plate, Fibreglass

GEOMETRY_ 120/84/105

LENGTH RADIUS_ 149(16.0/15.0), 156(17.0/16.0), 163(18.0/17.0), 170(19.0/18.0), 177(20.0/19.0)

WEIGHT_ 1270g +/- 50g (170)

SYSTEM/PLATE_ Flat

BINDING_ ION 12 Demo BLK

ION 12 BINDING W/Brakes

CODE_ DTG32869

BRAKE OPTIONS [MM]_ 85/100/115/130

WEIGHT_ 579 g

DIN_ 5-12



ION 12 DEMO BINDING W/Brakes

CODE_ DTG32871

BRAKE OPTIONS [MM]_ 85/100/115/130

WEIGHT_ 579 g

DIN_ 5-12

ION CRAMPON PR & HARDWARE

CODE_ DTG32257

BRAKE OPTIONS [MM]_ 85/95/100/115/130

WEIGHT_ 137 g

DIN_ 5-12



IBEX 94 SKINS

CODE_ DTS71217 LENGTHS_ 163, 170, 177, 184 MATERIAL_ Mohair/nylon 65% - 35% ADHESION_ Glue TYPE_ pre-cut skin FIXATION TIP_ Metal tip hook FIXATION TALL_ Tail Clip SKI MODEL_ Ibex 94 Carbon, Ibex 94 Carbon XLT

IBEX 84 SKINS

CODE_ DTS71017 LENGTHS_ 156, 163, 170, 177 MATERIAL_ Mohair/nylon 65% - 35% ADHESION_ Glue TYPE_ pre-cut skin FIXATION TIP_ Metal tip hook FIXATION TALL_ Tail Clip SKI MODEL_ Ibex 84, Ibex 84 Carbon, Ibex 84 Carbon XLT, Ibex 84W, Ibex Tactix

IBEX 78 SKINS

CODE_ DTS81018 LENGTHS_ 149, 156, 163, 170, 177 MATERIAL_ Mohair/nylon 65% - 35% ADHESION_ Glue TYPE_ pre-cut skin FIXATION TIP_ Metal tip hook FIXATION TALL_ Tail Clip SKI MODEL_ Ibex 78



BRIDGE
TECHNOLOGY

IBEX TACTIX CARBON ION 12

CODE_ ADPEPU18

PROFILE_ Mountain Rocker

TECHNOLOGY_ Bridge Technology, TubeLite Woodcore, Folding Ski Technology, Carbon Rods, Fibreglass


GEOMETRY_ 120/84/105

LENGTH RADIUS_ 163(18.0/17.0), 170(19.0/18.0)

SYSTEM/PLATE_ Tactix Carbon Plate

WEIGHTS_ 2420g +/- 50g (170)

BINDING_ ION 12 Demo BLK



W STUDIO ALL MOUNTAIN



SPEED MAGIC Power Shift

CODE_ ACAFCK19

PROFILE_ Arrow Rocker

TECHNOLOGY_ Arrow Technology, RST Sidewall, Response Frame Woodcore, MonoTi

GEOMETRY_ 119/68/102

LENGTH RADIUS_ 145(10.2), 150(10.5), 155(11.0), 160(12.0), 165(12.8)

SYSTEM/PLATE_ Power Shift + Arrow Plate

BINDING_ ELX 11.0 SHIFT GW BLK



INSOMNIA Power Shift

CODE_ ACCEYC19

PROFILE_ Amphibio

TECHNOLOGY_ TruLine Technology, RST Sidewall, Laminated Woodcore, Mono Ti

GEOMETRY_ 121/73/104

LENGTH RADIUS_ 146(11.3), 152(12.2), 158(13.3), 164(14.5), 170(15.7)

SYSTEM/PLATE_ Power Shift

BINDING_ ELW 11.0 SHIFT GW BLK_BLUE



INTERRA Power Shift

CODE_ ACBEZW19

PROFILE_ Amphibio

TECHNOLOGY_ TruLine Technology, SST Sidewall, Laminated Woodcore, Mono Ti

GEOMETRY_ 129/82/112

LENGTH RADIUS_ 152(11.0), 158(12.0), 164(13.1), 170(14.3)

SYSTEM/PLATE_ Power Shift

BINDING_ ELW 11.0 SHIFT GW BLK



INSPIRE Power Shift

CODE_ ACDFAE19

PROFILE_ Amphibio

TECHNOLOGY_ TruLine Technology, RST Sidewall, PowerShell, Power Woodcore, Mono Ti

GEOMETRY_ 125/76/107

LENGTH RADIUS_ 152(11.6), 158(13.1), 166(14.6)

SYSTEM/PLATE_ Power Shift

BINDING_ ELW 10.0 GW SHIFT BLK/PNK



DELIGHT PRIME BLACK Light Shift

CODE_ ACGFBU19

PROFILE_ Early Rise Rocker

TECHNOLOGY_ SlimShape Technology, PST Sidewall, Laminated Woodcore, Mono Ti

GEOMETRY_ 126/76/103

LENGTH RADIUS_ 146(10.5), 152(11.5), 158(12.6), 164(14.1)

SYSTEM/PLATE_ Light Shift

BINDING_ ELW 9.0 SHIFT GW BLK/BLUE



DELIGHT PRIME WHITE Light Shift

CODE_ ACGJF19

PROFILE_ Early Rise Rocker

TECHNOLOGY_ SlimShape Technology, PST Sidewall, Laminated Woodcore, Mono Ti

GEOMETRY_ 126/76/103

LENGTH RADIUS_ 146(10.5), 152(11.5), 158(12.6), 164(14.1)

SYSTEM/PLATE_ Light Shift

BINDING_ ELW 9.0 SHIFT GW BLK/BLUE



DELIGHT STYLE Light Shift

CODE_ ACHFV19

PROFILE_ Early Rise Rocker

TECHNOLOGY_ SlimShape Technology, PowerShell, Dual Woodcore, Fiberglass

GEOMETRY_ 124/74/102

LENGTH RADIUS_ 140(9.3), 146(10.3), 152(11.3), 158(12.4)

SYSTEM/PLATE_ Light Shift

BINDING_ ELW 9.0 SHIFT GW BLK



DELIGHT MAGIC Light Shift

CODE_ ACHFV19

PROFILE_ Early Rise Rocker

TECHNOLOGY_ SlimShape Technology, PowerShell, Dual Woodcore, Fiberglass

GEOMETRY_ 124/74/102

LENGTH RADIUS_ 140(9.3), 146(10.3), 152(11.3), 158(12.4)

SYSTEM/PLATE_ Light Shift

BINDING_ ELW 9.0 SHIFT GW BLK

W
studio
15th anniversary



ALL MOUNTAIN ELEMENT



ELEMENT BLACK Light Shift

CODE_ ABMFBF19

PROFILE_ Parabolic Rocker

TECHNOLOGY_ Groove Technology, Power Shell, Dual Woodcore, Fibreglass

GEOMETRY_ 127/76/102

LENGTH RADIUS_ 144 (10.6), 152(12.0), 160(13.5), 168(15.2), 176(16.9)

SYSTEM/PLATE_ Light Shift

BINDING_ EL 10.0 SHIFT GW BLK/GRN



ELEMENT BLUE Light Shift

CODE_ ABMEVM19

PROFILE_ Parabolic Rocker

TECHNOLOGY_ Groove Technology, Power Shell, Dual Woodcore, Fibreglass

GEOMETRY_ 127/76/102

LENGTH RADIUS_ 144 (10.6), 152(12.0), 160(13.5), 168(15.2), 176(16.9)

SYSTEM/PLATE_ Light Shift

BINDING_ EL 10.0 SHIFT GW BLK/ORN



ELEMENT WHITE Light Shift

CODE_ ABMEVN19

PROFILE_ Parabolic Rocker

TECHNOLOGY_ Groove Technology, Power Shell, Dual Woodcore, Fibreglass

GEOMETRY_ 127/76/102

LENGTH RADIUS_ 144(10.6), 152(12.0), 160(13.5), 168(15.2)

SYSTEM/PLATE_ Light Shift

BINDING_ ELW 9.0 SHIFT GW BLK/BLUE



ELEMENT BLACK BLUE Light Shift

CODE_ ABMEVP19

PROFILE_ Parabolic Rocker

TECHNOLOGY_ Groove Technology, Power Shell, Dual Woodcore, Fibreglass


GEOMETRY_ 127/76/102

LENGTH RADIUS_ 144(10.6), 152(12.0), 160(13.5), 168(15.2)


SYSTEM/PLATE_ Light Shift

BINDING_ ELW 9.0 SHIFT GW BLK/BLUE

NOTES



ALL MOUNTAIN TWEENER



RIPSTICK 86 T

CODE_ AD2DXU18

PROFILE_ Mountain Rocker

TECHNOLOGY_ SST Sidewall, Laminated Woodcore, Fibreglass

GEOMETRY_ 123/86/112

LENGTH RADIUS_ 138(11.5), 148(12.9), 158(15.0), 168(16.7)

SYSTEM/PLATE_ Flat

BINDING_ ATTACK2 11 GW W_0 BRAKE



RIPSTICK 86 TW

CODE_ ADGEKR18

PROFILE_ Mountain Rocker

TECHNOLOGY_ SST Sidewall, Laminated Woodcore, Fibreglass

GEOMETRY_ 123/86/112

LENGTH RADIUS_ 138(11.5), 148(12.9), 158(15.0), 168(16.7)

SYSTEM/PLATE_ Flat

BINDING_ ATTACK2 11 GW W_0 BRAKE



RC RACE Shift

CODE_ AETCVG17

PROFILE_ WaveFlex

TECHNOLOGY_ WaveFlex, Full Power Cap, Dual Woodcore, Fibreglass

GEOMETRY_ 114/70,5/99

LENGTH RADIUS_ 110(6.2), 120(7.5), 130(8.9), 140(10.3), 150(11.9)

SYSTEM/PLATE_ SLR2

BINDING_ EL 4.5_7.5 AC SHIFT



PINBALL

Light Shift/Flat

CODE_ AESFEF19 / AESFEB19

PROFILE_ Jib Rocker

TECHNOLOGY_ Full Power Cap, Dual Woodcore, Fibreglass

GEOMETRY_ 116/84/111

LENGTH RADIUS_ 155(13.8), 165(16.1), 175(18.4)

SYSTEM/PLATE_ Light Shift / Flat

BINDING_ EL 10.0 GW SHIFT BLK/BLK / ATTACK2 11 GW W_0 BRAKE



U-FLEX

PINBALL PRO

Quick Shift/Flat

CODE_ AETFEE19 / AETFEA19

PROFILE_ EarlyRise Rocker

TECHNOLOGY_ U Flex Technology*, Full Power Cap, Synflex, Fibreglass

GEOMETRY_ 112/81,5/107

LENGTH RADIUS_ 105(6.9)*, 115(8.8)*, 125(9.6), 135(10.9), 145(12.3)

SYSTEM/PLATE_ Quick Shift / Flat

BINDING_ EL 4.5_7.5 GW SHIFT WB BLK



TWIST

Light Shift/Flat

CODE_ AESFEH19 / AESFED19

PROFILE_ Jib Rocker

TECHNOLOGY_ Full Power Cap, Dual Woodcore, Fibreglass

GEOMETRY_ 116/84/111

LENGTH RADIUS_ 155(13.8), 165(16.1), 175(18.4)

SYSTEM/PLATE_ Light Shift / Flat

BINDING_ EL 10.0 GW SHIFT BLK/BLK



U-FLEX

TWIST PRO

Quick Shift/Flat

CODE_ AEUFEG19 / AEUFEC19

PROFILE_ EarlyRise Rocker

TECHNOLOGY_ U-Flex Technology*, Full Power Cap, Synflex, Fibreglass

GEOMETRY_ 112/81.5/107

LENGTH RADIUS_ 105(6.9)*, 115(8.8)*, 125(9.6), 135(10.9), 145(12.3)

SYSTEM/PLATE_ Quick Shift / Flat

BINDING_ EL 4.5_7.5 GW SHIFT WB BLK



ALL MOUNTAIN KIDS



JETT Quick shift

CODE_ AF2DZX18

PROFILE_ Early Rise Rocker

TECHNOLOGY_ U-Flex Technology, Full Power Cap, Synflex, Fibreglass

GEOMETRY_ 101/69/90

LENGTH RADIUS_ 70(2.5), 80(3.5), 90(4.8), 100(6.2), 110(7.0), 120(8.6), 130(9.4), 140(11.2), 150(13.1)

SYSTEM/PLATE_ Quick Shift

BINDING_ EL 4.5_7.5 GW SHIFT BLK



STARR Quick shift

CODE_ AF2DZY18

PROFILE_ Early Rise Rocker

TECHNOLOGY_ U-Flex Technology, Full Power Cap, Synflex Core, Fibreglass

GEOMETRY_ 101/69/90

LENGTH RADIUS_ 70(2.5), 80(3.5), 90(4.8), 100(6.2), 110(7.0), 120(8.6), 130(9.4), 140(11.2), 150(13.1), 165(16.1)

SYSTEM/PLATE_ Quick Shift

BINDING_ EL 4.5_7.5 GW SHIFT WHT



SKY Quick shift

CODE_ AFFEZG19

PROFILE_ Early Rise Rocker

TECHNOLOGY_ U-Flex Technology, Full Power Cap, Synflex Core, Fibreglass

GEOMETRY_ 101/69/90

LENGTH RADIUS_ 70(2.5), 80(3.5), 90(4.8), 100(6.2), 110(7.0), 120(8.6), 130(9.4), 140(11.2), 150(13.1)

SYSTEM/PLATE_ Quick Shift

BINDING_ EL 4.5_7.5 GW SHIFT WHT



MAXX BLK BLUE Quick shift

CODE_ AFDEJZ18

PROFILE_ Early Rise Rocker

TECHNOLOGY_ U-Flex Technology, Full Power Cap, Synflex, Fibreglass

GEOMETRY_ 101/69/90

LENGTH RADIUS_ 70(2.5), 80(3.5), 90(4.8), 100(6.2), 110(7.0), 120(8.6), 130(9.4), 140(11.2), 150(13.1)

SYSTEM/PLATE_ Quick Shift

BINDING_ EL 4.5_7.5 AC SHIFT



MAXX BLK RED

Quick shift

CODE_ AFDEGF18

PROFILE_ Early Rise Rocker

TECHNOLOGY_ U-Flex Technology, Full Power Cap, Synflex, Fibreglass

GEOMETRY_ 101/69/90

LENGTH RADIUS_ 70(2.5), 80(3.5), 90(4.8), 100(6.2), 110(7.0), 120(8.6), 130(9.4), 140(11.2), 150(13.1)

SYSTEM/PLATE_ Quick Shift

BINDING_ EL 4.5_7.5 AC SHIFT



EZYY 2



EZYY 1



EZYY

SALES CODE

RBJA0117 (EZYY 1),
RBJA0217 (EZYY 2)

TECHNOLOGY

U-Flex™, Volume Control Plate VCP

CONSTRUCTION

Cabrio construction

SHELL

Polipropylene

LINER

Thermo insulating, Junior Comfort, Junior Last

SIZE

170, 175, 180, 185, 190, 195 (EZYY 1),
200, 205, 210, 215, 220, 225 (EZYY 2),

BUCKLES

1 nylon buckle (EZYY 1), 2 nylon buckles (EZYY 2)

COLOR

Green/Black



BLOOM 2



BLOOM 1



BLOOM

SALES CODE

RBJB0117 (BLOOM 1),
RBJB0217 (BLOOM 2)

TECHNOLOGY

U-Flex™, Volume Control Plate VCP

CONSTRUCTION

Cabrio construction

SHELL

Polipropylene

LINER

Thermo insulating, Junior Comfort, Junior Last

SIZE

170, 175, 180, 185, 190, 195 (BLOOM 1),
200, 205, 210, 215, 220, 225 (BLOOM 2),

BUCKLES

1 nylon buckle (BLOOM 1), 2 nylon buckles (BLOOM 2)

COLOR

White/Pink



BINDINGS

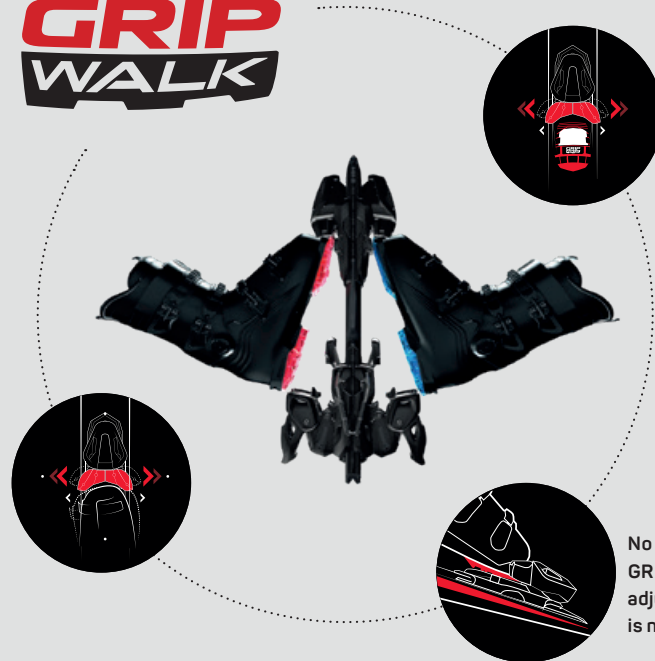


GRIP WALK

»Click click« is the only thing you want to hear from your bindings before letting yourself go on the slopes. Elan bindings collection is designed all around maximum performance and safety, so you can only focus on having fun!

You can GripWalk with Elan! The entire adult Fusion, Quick Trick, Shift and Rental bindings are fully GripWalk compatible and can be used with Alpine ski boots (ISO 5355) and GripWalk ski boots (ISO 9523).

GRIP WALK



Uncompromising skiing performance and safe release-retention settings with both ski boot sole types.

Gripwalk bindings can be used for both – adult alpine and GRIPWALK ski boots.

No specific GRIPWALK height adjustment is necessary.

elan

ALPINE SKI BOOTS
(ISO 5355)

TOURING SKI BOOTS
(ISO 9523)

	ALPINE SKI BOOTS (ISO 5355)		TOURING SKI BOOTS (ISO 9523)		
* marking can be found in the product name and partly also on the binding	TYPE A (Adult)	TYPE A (Children)	GRIP WALK GripWalk (GW)	WALK SOLE Walk Sole/ Walk to Ride (W)	no further indication
Binding without any indication*	●	/	/	/	/
Binding marked "GW" GRIP WALK	●	/	●	/	/
Binding marked "AT" AT	●	/	●	●	●

ATTACK



ATTACK2 18 (X) AT W/O BRAKE

CODE_ DD064017000
COLOR_ solid black
Z-DIN_ 8-18
TOE TYPE_ FR PRO²
AFD_ AFS metal
HEEL TYPE_ RACE PRO FR
BRAKE_ W/O BRAKE
WEIGHT_ 2340 g
BRAKE CODE_ A
BOOT NORM_ A / G / W / T
BOOT RANGE_ ALL



ATTACK 13 AT W/O BRAKE

CODE_ DD063817000
COLOR_ solid black
Z-DIN_ 4-13
TOE TYPE_ FR PRO² AT
AFD_ AFS metal
HEEL TYPE_ NX FR
BRAKE_ W/O BRAKE
WEIGHT_ 2340 g
BRAKE CODE_ A
BOOT NORM_ A / G / W / T
BOOT RANGE_ ALL



ATTACK 11 AT DEMO W/O BRAKE

CODE_ DD067017000
COLOR_ solid white/black
Z-DIN_ 3 - 11
TOE TYPE_ FR PRO² AT
AFD_ AFS metal
HEEL TYPE_ SX FR
BRAKE_ W/O BRAKE
WEIGHT_ 2340 g
BRAKE CODE_ G
BOOT NORM_ A / G / W / T
BOOT RANGE_ 259-382 mm


ATTACK 13 AT DEMO W/O BRAKE

CODE_ DD066917000
COLOR_ solid black
Z-DIN_ 4-13
TOE TYPE_ FR PRO² AT
AFD_ AFS metal
HEEL TYPE_ NX FR
BRAKE_ W/O BRAKE
WEIGHT_ 2340 g
BRAKE CODE_ F
BOOT NORM_ A / G / W / T
BOOT RANGE_ 259-382 mm

ATTACK 11 GW W/O BRAKE

CODE_ DD064117000
COLOR_ solid black/black
Z-DIN_ 3 - 11
TOE TYPE_ FR PRO² AT
AFD_ AFS metal
HEEL TYPE_ SX FR
BRAKE_ W/O BRAKE
WEIGHT_ 2340 g
BRAKE CODE_ L
BOOT NORM_ A / G

BINDINGS





AMBITION 12 W/O BRAKE



AMBITION 12 AT W/O BRAKE

CODE_ DD064417000
COLOR_ solid white/black
Z-DIN_ 4 - 12
TOE TYPE_ AT
AFD_ AFS
HEEL TYPE_ AT
BRAKE_ W/O BRAKE
WEIGHT_ 1810 g
BRAKE CODE_ C
BOOT NORM_ A / G / W / T
BOOT RANGE_ 260-350 mm

ELAN RACE



ER 20.0 (X) FF EVO RD

CODE_ DA051015000
COLOR_ matt black/flu. green
Z-DIN_ 10-20
TOE TYPE_ RACE
AFD_ Race AFD (X)
HEEL TYPE_ RACE PRO RD
BRAKE_ PB² Race Pro 16-85
BRAKE CODE_ A
BOOT NORM_ A
BOOT RANGE_ 255-375mm

ER 16.0 (X) FF EVO RD

CODE_ DA051215000
COLOR_ matt black/flu. green
Z-DIN_ 8-16
TOE TYPE_ RACE
AFD_ Race AFD (X)
HEEL TYPE_ RACE PRO RD
BRAKE_ PB² Race Pro 16-85
BRAKE CODE_ A
BOOT NORM_ A
BOOT RANGE_ 257-372mm

ER 17.0 FF EVO BLK/FGRN

CODE_ DA061416000
COLOR_ matt black/flu. green
Z-DIN_ 6-17
TOE TYPE_ RACE
AFD_ Race AFD
HEEL TYPE_ RACE PRO
BRAKE_ PB² Race Pro 17-85
BRAKE CODE_ A
BOOT NORM_ A
BOOT RANGE_ 255-375mm

ER 14.0 FF EVO BLK/FGRN

CODE_ DA061616000
COLOR_ matt black/flu. green
Z-DIN_ 4-14
TOE TYPE_ RX
AFD_ ABS
HEEL TYPE_ RACE LITE
BRAKE_ Power Brake2 LD 85
BRAKE CODE_ D
BOOT NORM_ A
BOOT RANGE_ 257-372mm

ELAN RACE



NEW
MODEL

ER 14.0 GW FREEFLEX DEMO BRAKE 85

CODE_ DA091919000
COLOR_ matt black/flu. green
Z-DIN_ 4 - 14
TOE TYPE_ RX
AFD_ AFS GW
HEEL TYPE_ NX
BRAKE_ Power Brake² LD 85
BRAKE CODE_ D
BOOT NORM_ A
BOOT RANGE_ 236 386 mm



ER 11.0 FF EVO BLK/FGRN

CODE_ DA561816000
COLOR_ matt black/flu. green
Z-DIN_ 3-11
TOE TYPE_ RX
AFD_ ABS
HEEL TYPE_ NX
BRAKE_ Power Brake2 LD 85
BRAKE CODE_ D
BOOT NORM_ A
BOOT RANGE_ 255-375mm



ER 11.0 BLK/SIL

CODE_ DA662016000
COLOR_ matt black/silver
Z-DIN_ 3-11
TOE TYPE_ RX
AFD_ ABS
HEEL TYPE_ NX
BRAKE_ Power Brake2 LD 85
BRAKE CODE_ D
BOOT NORM_ A
BOOT RANGE_ ALL



NEW
MODEL

EL 10.0 W/O BRAKE

CODE_ DB697519000
COLOR_ solid black/smoke
Z-DIN_ 3-10
TOE TYPE_ SX
AFD_ AFS GW
HEEL TYPE_ SXG
BRAKE_ W/O Brake
BRAKE CODE_ J
BOOT NORM_ A
BOOT RANGE_ ALL

ELAN JUNIOR



NEW
MODEL

EL 7.5 AC BLK


CODE_ DB899519000
COLOR_ Solid black/white
Z-DIN_ 2 - 7,5
TOE TYPE_ SX
AFD_ AFS GW AC
HEEL TYPE_ SX Jr.
BRAKE_ SL Brake 78
BRAKE CODE_ J
BOOT NORM_ A/C
BOOT RANGE_ ALL



NEW
MODEL

EL 4.5 AC BLK

CODE_ DB999819000
COLOR_ Solid black/white
Z-DIN_ 0,75-4,5
TOE TYPE_ SX
AFD_ AFS GW AC
HEEL TYPE_ SX Kid
BRAKE_ SX Kid Brake 80
BRAKE CODE_ K
BOOT NORM_ A/C
BOOT RANGE_ ALL



POLES



POLE TECHNOLOGY

When searching for a perfect ski pole to improve your Elan ski experience look no further than in the newest Elan ski poles collection. Complete range of our ski poles is tested and proven at the highest levels of skiing sport, assuring you safety, comfort and control in every situation.

TIPS

When it comes to contact with the snow, Elan provides a reliable grip anywhere on the mountain with the highest quality steel and carbide tips found on every pole

SIC

Single Component Grip



BIC

Bi Component Grip



NEW GRIP

One of the more important features of the pole, the grip is the touchpoint between you and your poles all day long. Designed in the Alps, Elan introduces the new Bulwark BIC grip, featuring a hybrid design for efficiency, reduced weight, comfort and strength.



DESIGN AND COLORS

While poles are an important trick to the trade, we also know it's important to look good in your equipment. Elan is always keeping graphics and tech trends fresh in design with strong colors and bold effects.

SHAFT

The heart of a ski pole is the shaft. Elan poles are offered in high grade 5083 or 7075 aluminum for extra strength and safety, high quality carbon, or composite glass fibers for a lightweight construction.

BASKETS

Along whole Elan ski poles range you will find various types of baskets, designed specifically to give you the ultimate skiing experience.



POLES



NEW
MODEL

TOUR

CODE_ CD190219 · **TYPE_** Telescopic · **LENGTH (CM)_** 95-140 (Telescopic) · **SHAFT_** Alu 7075 · **TUBE_** Ø18/16 mm · **COLOR_** Leafdrop Green · **GRIP_** Bulwark BIC Grip + EVA Undergrip · **STRAP_** Velcro Strap · **BASKET_** Powder Basket + Carbide Tip



NEW
MODEL

POWROD

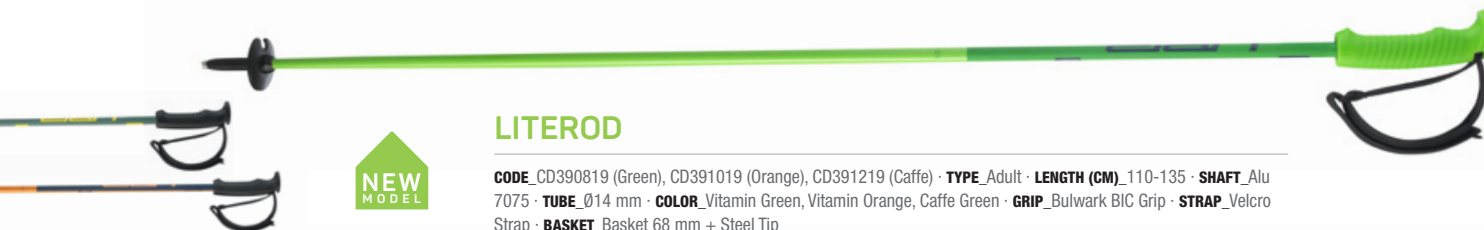
CODE_ CD190419 · **TYPE_** Adult · **LENGTH (CM)_** 110-130 · **SHAFT_** Alu 5083 · **TUBE_** Ø18 mm · **COLOR_** Vitamin Orange · **GRIP_** Bulwark BIC Grip + EVA Undergrip · **STRAP_** Velcro Strap · **BASKET_** Powder Basket + Steel Tip



NEW
MODEL

CARBONROD

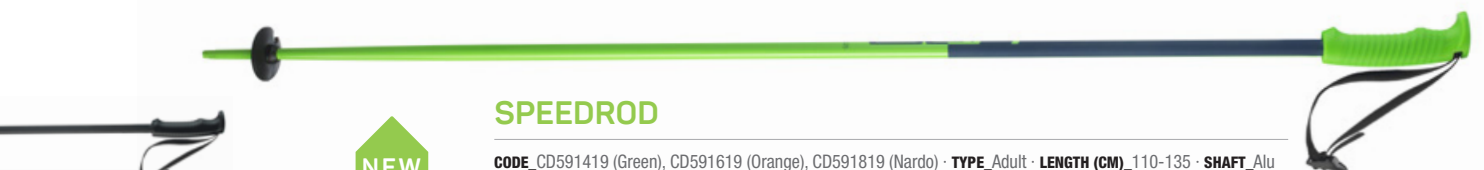
CODE_ CD290619 · **TYPE_** Adult · **LENGTH (CM)_** 110-135 · **SHAFT_** Carbon · **TUBE_** Ø14 mm · **COLOR_** Carbon Black · **GRIP_** Bulwark BIC Grip · **STRAP_** Velcro Strap · **BASKET_** Basket 68 mm + Carbide Tip



NEW
MODEL

LITEROD

CODE_ CD390819 (Green), CD391019 (Orange), CD391219 (Caffe) · **TYPE_** Adult · **LENGTH (CM)_** 110-135 · **SHAFT_** Alu 7075 · **TUBE_** Ø14 mm · **COLOR_** Vitamin Green, Vitamin Orange, Caffe Green · **GRIP_** Bulwark BIC Grip · **STRAP_** Velcro Strap · **BASKET_** Basket 68 mm + Steel Tip



NEW
MODEL

SPEEDROD

CODE_ CD591419 (Green), CD591619 (Orange), CD591819 (Nardo) · **TYPE_** Adult · **LENGTH (CM)_** 110-135 · **SHAFT_** Alu 5083 · **TUBE_** Ø16 mm · **COLOR_** Leafdrop Green, Tarmac Grey, Nardo Grey · **GRIP_** Bulwark BIC Grip · **STRAP_** System Strap · **BASKET_** Basket 68 mm + Steel Tip



NEW
MODEL

HOTROD

CODE_ CD692019 (Black), CD692219 (Green), CD692419 (Nardo) · **TYPE_** Adult · **LENGTH (CM)_** 110-135 · **SHAFT_** Alu 5083 · **TUBE_** Ø18 mm · **COLOR_** Leafdrop Green, Tarmac Grey, Nardo Grey · **GRIP_** Bulwark SIC Grip · **STRAP_** System Strap · **BASKET_** Basket 68 mm + Steel Tip






W studio **NEW MODEL**

SPEEDMAGIC

CODE_ CD792619 · **TYPE_** Lady · **LENGTH (CM)_** 110-135 · **SHAFT_** Alu 7075 · **TUBE_** Ø14 mm · **COLOR_** Coral Pink · **GRIP_** Bulwark 2K Grip · **STRAP_** Velcro Strap · **BASKET_** Basket 68 mm + Steel Tip



W studio **NEW MODEL**

SPARKMAGIC

CODE_ CD792819 · **TYPE_** Lady · **LENGTH (CM)_** 110-135 · **SHAFT_** Alu 5083 · **TUBE_** Ø16 mm · **COLOR_** Aqua Blue · **GRIP_** Bulwark BIC Grip · **STRAP_** System Strap · **BASKET_** Basket 68 mm + Steel Tip



W studio **NEW MODEL**

WHITEMAGIC


CODE_ CD793019 · **TYPE_** Lady · **LENGTH (CM)_** 110-135 · **SHAFT_** Alu 5083 · **TUBE_** Ø16 mm · **COLOR_** Marble White · **GRIP_** Bulwark SIC Grip · **STRAP_** System Strap · **BASKET_** Basket 68 mm + Steel Tip



COLOR CODE **NEW MODEL**

EXAR


CODE_ CD994219 · **TYPE_** Adult Rental · **LENGTH (CM)_** 110-135 · **SHAFT_** Alu 7075 · **TUBE_** Ø18 mm · **COLOR_** Color Coded · **GRIP_** PVC Transparent ErgoForm Grip · **STRAP_** System Strap · **BASKET_** Basket 68 mm + Steel Tip



COLOR CODE **NEW MODEL**

EXAR LITE / ALU

CODE_ CD984418 (Lite) / CD994319 · **TYPE_** Adult Rental · **LENGTH (CM)_** 110-135 · **SHAFT_** Composite/Alu 5083 · **TUBE_** Ø14 mm/Ø16 mm · **COLOR_** Color Coded / Composite · **GRIP_** Bulwark Rubber Grip · **STRAP_** System Strap · **BASKET_** Basket 68 mm + Steel Tip



NEW MODEL

RACEROD SLX

CODE_ CD095219 · TYPE_ Adult Race · LENGTH (CM)_ 110-135 · SHAFT_ Alu 7075 · TUBE_ Ø18 mm · COLOR_ New Green · GRIP_ Race Rubber Red · STRAP_ Velcro Strap · BASKET_ E-basket Race Cone + Carbide Tip



NEW MODEL

RACEROD GSX

CODE_ CD095019 · TYPE_ Adult Race · LENGTH (CM)_ 110-135 · SHAFT_ Alu 7075 · TUBE_ Ø18 mm · COLOR_ New Green · GRIP_ Race Rubber Red · STRAP_ Velcro Strap · BASKET_ E-basket Race Cone + Carbide Tip



NEW MODEL

RACEROD RCS JR

CODE_ CD095619 · TYPE_ Junior Race · LENGTH (CM)_ 95-105 · SHAFT_ Alu 5083 · TUBE_ Ø16 mm · COLOR_ New Green · GRIP_ Race Rubber Red · STRAP_ Velcro Strap · BASKET_ E-basket Race Cone + Steel Tip



NEW MODEL

RACEROD RCG JR

CODE_ CD095419 · TYPE_ Junior Race · LENGTH (CM)_ 95-105 · SHAFT_ Alu 5083 · TUBE_ Ø16 mm · COLOR_ New Green · GRIP_ Race Rubber Red · STRAP_ Velcro Strap · BASKET_ E-basket Race Cone + Steel Tip



NEW COLOR

HOTROD JR.

CODE_ CD883618 (Green), CD883818 (Black), CD884018 (Red), CD894119 (Pink) · TYPE_ Adult · LENGTH (CM)_ 70-110 · SHAFT_ Alu 5083 · TUBE_ Ø14 mm · COLOR_ Leafdrop Green, Tarmac Grey, Miura Red, Fuchsia · GRIP_ Jr ErgoForm Grip · STRAP_ System Strap JR · BASKET_ Basket 50mm + Steel Tip





USA

Elan USA

93 Etna Road
Lebanon, NH 03766

T (603) 448-3101
F (603) 448-1586

**NEW ENGLAND
ME, NH, VT, MA,
CT, RI**

Peter Kidd
222 McNeill Cove Rd
Charlotte, VT 05445 O:
802-425-2599
C: 802-598-4573
peter@peaksales.us

Ben Maguire
C: 774-991-0460
O: 978-356-2043
ben.maguire@peaksales.us

Adam Plumley
C: 802.498.4755
adam@peaksales.us

**GREATER NY/MID
ATLANTIC
NY, NJ, PA, MD VA**

Rick Cherashore
218 Baywood Rd
West Chester, PA
19382
C: 610-573-6084
ricec@aol.com

**EAST GREAT LAKES
IN, MI, OH, IL**

Ray Skelton
1920 Bellwood Drive
Okemos, MI 48864
C: 517-290-0571
O: 517-381-7547
rayskelton@sbcglobal.net

**WEST GREAT LAKES
MN, WI, IA, ND,
SD, MO**

Bill Ehmke
5391 Maple Ridge Ct
Minnetonka, MN 55343
C: 952-936-0272
billehmke@comcast.net

Mason Rickert
C: 612-819-0022
masonskr@hotmail.com

**ROCKIES
CO, NM, WY**

Marc Lee
1510 Eby Creek Rd.
Eagle, CO 81631
C: 970-390-2824
mslash2@me.com

Rob Ruhl
13486 West 22nd
Place
Golden, CO 80401
C: 303-594-5890
robrruhl@hotmail.com

**WESTERN ROCKIES
WY, UT, ID**

Ryan McMullin
4996 Pine Laurel Ln
West Jordan, UT 84081
C: 801-884-9105
ryanmcmullinremgroup@
gmail.com

**NORTHWEST
WA, OR, ID, MT, AK**

Nate Pickens
2801 W. Moore St
Boise, ID 83702
C: 970-819-0965
nate@redfishoa.com
www.theredfishgroup.com

**SOUTHEAST
MD-FL**

Dennis Naughton
9907 Quail Run Ln
Ocean City, MD 21842
C: 410-251-4657
O: 410-213-2405
dnaughton1@msn.com